

# GI Distress

Test Code: 51465

Specimen Requirements: 2ml serum



## Symptoms Can Be Deceiving:

- Abdominal Pain/Cramping
- Bloating
- Constipation
- Diarrhea
- Nausea/Vomiting
- Reflux


## A Simple Blood Test Delivers The Power To Know More About More Of Your Patients

### IMMUNOCAP SPECIFIC IGE BLOOD TESTS\*

- |               |                  |
|---------------|------------------|
| Peanut, f13   | Cow's Milk, f2   |
| Walnut, f256  | Egg White, f1    |
| Hazelnut, f17 | Soybean, f14     |
| Codfish, f3   | Wheat, f4        |
| Shrimp, f24   | Sesame Seed, f10 |
| Scallop, f338 | Gluten, f79      |


### ELIA CELIAC DISEASE TESTS

- |                           |         |
|---------------------------|---------|
| Gliadin <sup>DP</sup> IgA | tTG IgA |
| Gliadin <sup>DP</sup> IgG | tTG IgG |

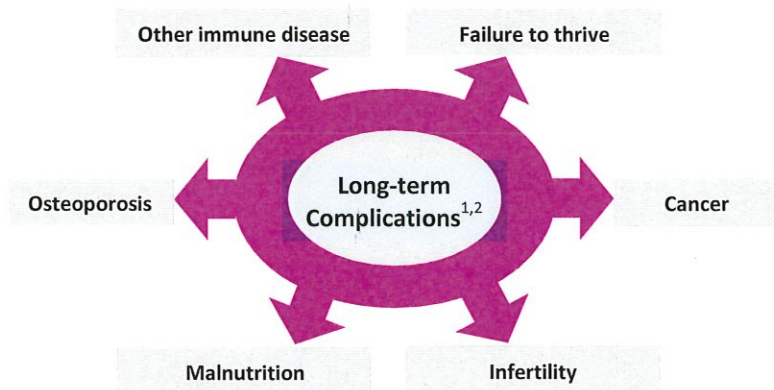


## Timely Differential Diagnosis Of Immunologic Disorders Is Critical

Many remain undiagnosed



When left untreated or mismanaged, immunologic disorders diminish quality of life<sup>1,5</sup> and can lead to...



# The EliA® And ImmunoCAP® Serologic Tests Can Lead To An Early Diagnosis

**Objective**

**Accurate<sup>8</sup>**

Up to 99%  
sensitivity and  
specificity

**Standardized**

## Guideline Recommended

Food allergy must be considered to support a differential diagnosis for chronic GI symptoms

NIH Food Allergy Guidelines<sup>9</sup>

It is essential to identify and separate food induced IgE-mediated reactions from other types of reactions to food

AAAAI/ACAAI Food Allergy Practice Parameter<sup>1</sup>

Serologic tests (such as tissue transglutaminase tests) play an instrumental role in the diagnosis of Celiac disease

World Gastroenterology Organization Celiac Disease Practice Guidelines<sup>2</sup>

### - Negative results

- Refocus the diagnosis
- Avoid unnecessary and costly interventional procedures<sup>10</sup>
- Avoid unnecessary treatment/dietary restrictions
- Reassurance through knowledge
- Determine appropriate referral to a specialist

### + Positive results

- Ensure effective and timely treatment
- Reduce exposure to specific triggers
- Slow disease progression or prevent other autoimmune processes and reverse intestinal damage<sup>11</sup>
- Improve quality of life<sup>5</sup>
- Determine appropriate referral to a specialist

**Move your Patients  
Along The Path  
To Treatment**

Order EliA® and ImmunoCAP®

**EliA®**  
Excellence in Autoimmunity

**Thermo**  
SCIENTIFIC

#### REFERENCES:

1. AAAAI/ACAAI. Ann Allergy Asthma Immunol. 2006;96(3 Suppl 2):S1-S68.
2. World Gastroenterology Organization. WGO Practice Guidelines: Celiac Disease. 2007;1-18.
3. Holten KB et al. Am Fam Physician. 2003;67:2157-2162.
4. Still CD, Komar MJ. JAOA. 2001;101(4):S1.
5. Green PHR et al. Am J Gastroenterol. 2001;96(1):126-131.
6. University of Chicago Celiac Disease Center. Celiac Disease Facts and Figures. Available at: <http://www.celiacdisease.net>. Accessed December 14, 2011.
7. Gupta R et al. Ann Allergy Asthma Immunol. 2011;107:A15.
8. Wong RC et al. J Clin Pathol. 2002;55:488-494.
9. Boyce JA et al. J Allergy Clin Immunol. 2011;126:S1-S58
10. Van der Windt DAWM et al. JAMA. 2010;303(17):1738-1746.
11. AGA Institute. Gastroenterology. 2006;131:1977-1980.